



LUXYCLAD[®] Aluminum
Architectural
Systems

PRODUCT DATA SHEET

Master Format Classification:

- 07 46 16 - Aluminum Siding
- 07 42 93 Linear Metal Soffits
- 09 54 23 Linear Metal Ceilings





Private Residence, St. Catharines, Ontario
 John Willmott Architect

Photography: Ryan Fung

PRODUCT DESCRIPTION

DESCRIPTION

Powder coated and sublimated aluminum open-joint rainscreen siding system.

USES

Prefinished profile aluminum designed to be installed horizontally or vertically as battens or louvers.

PRODUCT ATTRIBUTES AND CHARACTERISTICS

- Extruded aluminum cladding
- Open joint rainscreen siding including matching end caps.
- High performance powder coating and sublimation finishes available in an extensive variety of wood grains, metallic, and solid colours; custom colours and finishes also available.
- Cladding dimensions allow for field adjustment and thermal movement and expansion.
- Five stock profiles available: 2x2" , 2"x4" , 2"x6" , 2"x8" and 2"x10".
- Custom lengths/profiles available.

SELECTION CRITERIA

- Manufactured in Ontario, Canada with highly durable and rigid architectural grade extruded aluminum (6063-T5 alloy)
- Non-combustible (Class A fire rated)
- Maintenance free
- UV resistant
- Corrosion resistant
- High wind resistance
- Water tight and air tight
- 100% recyclable and LEED compliant
- Seamless wall coverage with 24' profile

lengths and unique 2 piece snap system for hidden fasteners

- Will not rot, warp, peel, or oil-can
- Installer friendly
- No insect infestation
- Anti-microbial
- Non-toxic and VOC Free
- Anti-microbial
- Sold by the piece without minimum orders
- Wide array of finishes available
- Offered as a complete extruded aluminum system including all matching end caps for a consistent, high-quality and full installation

SUSTAINABILITY CRITERIA

- 100% recyclable
- To satisfy requirements for LEED (Leadership in Energy and Environmental Design) Green Building Rating System®, 6063-T5 alloy, re-melt aluminum billet used by LUXYCLAD® contains the following:
 - 10% post consumer aluminum
 - 30% prime aluminum
 - 60% pre-consumer aluminum
- VOC free finishes using nearly 100% recyclable, hyper durable, and solvent-free powder coatings that do not emit volatile organic compounds
- Applicable LEED credit contribution also includes:
 - Material & Resources (MR) Credit 2.1, 2.2 - Construction Waste Management
 - Indoor Environment Quality (EQ) Credit 4.1-4.6 - Low Emitting Materials
 - Innovation (IN) Credit - Biophilic Design

APPLICABLE STANDARDS AND RELATED REFERENCES**American Architectural Manufacturers Association (AAMA)**

- AAMA 2603 - Voluntary Specification Performance Requirements and Test Procedures for Pigmented Organic Coatings on Aluminum Extrusions and Panels
- AAMA 2604-13, Voluntary Specification Performance Requirements and Test Procedures for High Performance Organic Coatings on Aluminum Extrusions and Panels
- AAMA 2605-11, Voluntary Specification for Performance Requirements and Test Procedures for Superior Performing Organic Coatings on Aluminum Extrusions and Panels

American Society for Testing and Materials International (ASTM)

- ASTM E84, Standard Test Method for Surface Burning Characteristics of Building Material
- ASTM E136, Standard Test Method for Behaviour of Materials in a Vertical Tube Furnace at 750°C.
- ASTM E2768-11, Standard Test Method for Extended Duration Surface Burning Characteristics for Building Materials.

Underwriters Laboratories Canada (ULC)

- CAN/ULC S114-05, Standard Test Method for Determination of Non-Combustibility in Building Materials
- ULC-S135-04, Standard Test Method for the Determination of Combustibility Parameters of Building Materials Using an Oxygen Consumption Calorimeter (Cone Calorimeter)

International Organization for Standardization (ISO)

- ISO 9227:1990, Corrosion Tests in Artificial Atmospheres - Salt Spray Tests

Canada Green Building Council (CaGBC)

- LEED v4 Building Design and Construction (2016)
- LEED Canada 2009 Rating System, LEED Canada for New Construction and Major Renovations. LEED Canada for Core and Shell Development

PERFORMANCE CRITERIA

- Combustibility - ULC-S135-04: Passed
- Combustibility - CAN/ULC-S114-05: Passed, Non-combustible
- Corrosion - ISO 9227:1990 (5000 Hours Salt Spray Testing): Passed, No Infiltration, No Blisters
- Fire Rating - ASTM E84-17: Passed, Class 1/Class A Fire Rated
- UV Resistant - AAMA 2604/05: Passed

PACKAGING, HANDLING, PROTECTION, DELIVERY, STORAGE

- Conform to manufacturer's ordering instructions and lead time requirements to avoid construction delays.
- Deliver materials and components in manufacturer's unopened cartons, properly labeled and fully identified by product name and brand. Prevent any damage during unloading, storing, and installation.
- Store, protect, and handle materials and components in accordance with manufacturer's recommendations to prevent any damages.
- Store materials off ground and keep clean, dry, and free of dirt and debris. Store away from areas with falling objects or other construction activity that may occur or cause damage.
- Do not store cartons in stacks more than 6 cartons high. Prevent contact with materials capable of causing discolouration, staining, denting, or other surface damage.

WARRANTY All manufacturer's product warranties are against physical defects of systems and products that are properly installed and maintained according to the manufacturer's instructions and recommendations.

- Material: LUXYLIFE™ lifetime (up to 50 years) limited warranty guarantees against buckling, warping, rusting, corroding, and defects in material or workmanship on aluminum siding and soffit.
- Finishes: LUXYSHIELD™ 15 year limited finish warranty guarantees against cracking, chalking, colour retention, gloss retention, and adhesion.

LIMITATIONS

Aluminum siding must be separated from direct contact with dissimilar metals.

SAFETY

When dealing with any type of construction project, it is necessary to wear appropriate safety equipment to avoid any risk of injury. It is recommended but not limited to the following safety equipment being used when handling, cutting, and installing LUXYCLAD®: gloves, respiratory protection, long sleeves, pants, and safety glasses. More information about personal protective equipment is available at your local government agencies.

AVAILABILITY

Depending on project location, product is available directly through the manufacturer as well as appointed distributors.

COST

Contact manufacturer or appointed distributors for product and related costs.

PRODUCT PROPERTIES

MATERIALS, COMPOSITION, PROPERTIES

Material: 6063-T5 aluminum alloy architectural grade extruded aluminum

PROFILES

6063-T5 alloy extruded aluminum @ 24' (7315.2mm) lengths

- 2"x2" 2 piece batten
- 2"x4" 2 piece batten
- 2"x6" 2 piece batten
- 2"x8" 2 piece batten
- 2"x10" 2 piece batten

Fasteners

- 1-1/2" length, (#12 preferred or #10 minimum) screw with corrosion resistance suitable for the application and climate

Framing

- Provide solid secure framing/ structure designed to support loading, fastened at 6' o.c.

FINISHES

Selected by owner's representative from manufacturer's range

- Solid colour and metallic finishes: powder-coated finish (per AAMA 2604, AAMA 2605)
- Decorative finishes (i.e. wood grain): powder-coated base finish with sublimated finish (per AAMA 2604, AAMA 2605)

PRODUCT PLACEMENT

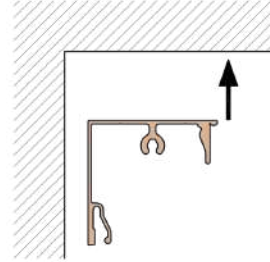
PREPARATION

- Obtain dimensions and material take off measurements from job site before ordering product and fabricating material.
- Ensure structural support is properly aligned, installed correctly, and condition is acceptable and ready to receive cladding system. Review drawings that indicate areas to be clad with system.
- Building surfaces shall be smooth, straight, aligned, clean, dry, and free from defects detrimental to the flush and proper installation of the aluminum siding system. Notify Contractor of conditions not acceptable for installation of the system.
- Inspect product before installation and verify that there is no shipping damage; ensure proper handling and storage of all material.
- Do not install any damaged or questionable product; repair or replace as required for smooth, consistent, and high quality finished appearance.

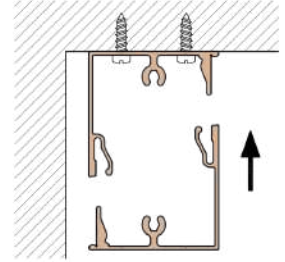
INSTALLATION

- Ensure the requested amount of product has been received. Notify the manufacturer if order has not been properly filled.
- Install cladding and components in accordance with project drawings, and manufacturer’s installation instructions.
- Ensure continuity of building envelope air barrier and vapor barrier systems.
- Do not install over cementitious materials, dissimilar metals, or pressure treated material without adequate barrier protection.
- Install outboard of a weather resistant barrier, including flashings as required, in accordance with best practice, with all members plumb and true.
- Install siding and soffit material as required, maintaining joints are true to line, tight fitting, hairline joints. Locate joints over supports as required to ensure structural stability. Fasten to supports in an aligned, level, and plumb manner, using spacing recommended by manufacturer’s installation instructions.
- Fasten and install components in a manner that does not restrict thermal movement. Coordinate installation with flashings and other outside components that relate to the siding system.
- Install expansion control joints where indicated.
- Caulk necessary areas with sealant that is in accordance with Section 07 92 00 - Joint Sealing.
- Apply isolation coating if areas of contact between dissimilar metals is otherwise unavoidable.
- Use the appropriate coloured touch up pen to cover cut ends of exposed aluminum.

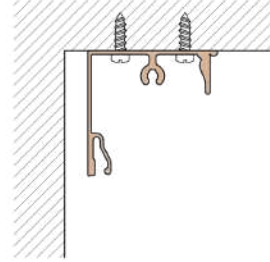
STEP 1



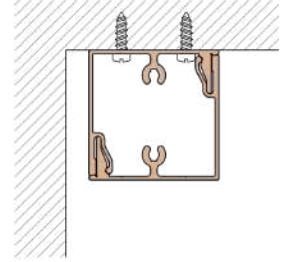
STEP 3



STEP 2



STEP 4



CORPORATE IDENTIFICATION

LUXYCLAD® Head Office & Production Facility

- Address: 76 RIDLEY ROAD
ST CATHARINES ON L2S 3Y8 Canada
- Phone: 1 877 255 1022
- Email: info@luxyclad.com
- Website: www.luxyclad.com

TECHNICAL SERVICES AVAILABLE

For technical inquiries, please contact manufacturer directly

CLASSIFICATION AND FILING

Master Format:

- 07 46 16 - Aluminum Siding
- 07 42 93 Linear Metal Soffits
- 09 54 23 Linear Metal Ceilings

2021-05-11 Rev01

